

# WHITLEY COUNTY COMMUNITY CORRECTIONS

## Q3 FY 2018 - 2019

### Program Average Daily Population:

	Jan	Feb	Mar
<b>Work Release</b>	78.6	79.6	84.0
<b>Males</b>	65.4	67.5	68.1
<b>Females</b>	13.2	12.1	15.9
<b>Home Detention - Adults</b>	24.0	23.3	23.9
<b>Home Detention - Transfer Out</b>	5.5	5.4	5.3
<b>Home Detention - Juv.</b>	0.68	0.00	0.55
<b>Veterans Treatment Court</b>	9.32	6.43	7.29

**Veterans Treatment Court** has **4 successful completions** this quarter and **11** since the beginning of the program.

	Jan	Feb	Mar
Screens	1	0	2
Denials / Ineligible	0	0	0
Eligible	1	0	2
Total Participants	10	7	8
Felony ADP	9.0	7.0	8.0
Misdemeanor ADP	1.0	0.0	0.0
<b>Program Completions</b>	<b>3</b>	<b>1</b>	<b>0</b>

### Forensic Diversion:

Active participant ADP = 246  
 Felony ADP = 108  
 Misdemeanor ADP = 140

### Employment services:

- 31** participants completed the employment program
- 100%** of eligible participants obtained employment within 30 days
- 4** participants were terminated from employment and 1 self-terminated from supervision.

**MRT** classes had **24** new individuals begin MRT class this quarter.

#### MRT Referral Sources include:

- 1 - Court Order
- 5 - Probation
- 3 - Veteran's Treatment Court
- 15 - Work Release

#### MRT Completions totaled 13 this quarter:

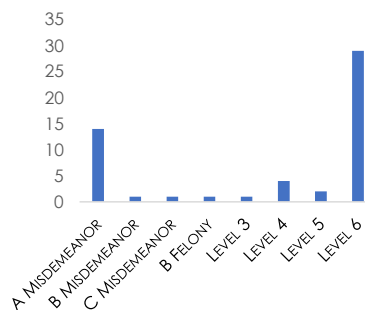
- 7 - Probation
- 1 - Home Detention
- 5 - Work Release

The **Community Service** caseload increased from an average of **277** cases per month to an average of **285** per month last quarter.

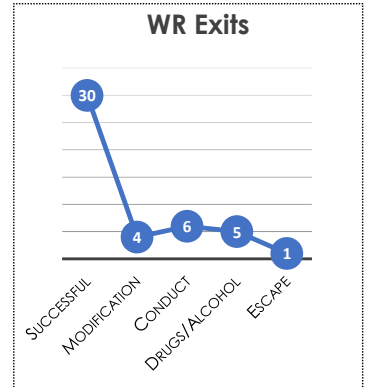
**Whitley County contributions:**  
 2980.25 hr = **\$21,606.81**  
**Other County contributions:**  
 1172.75 hr = **\$8502.44**

**Work Release** had **56** intakes (**51% increase** over last quarter) and **46** exits this quarter.

WR Intake by Offense

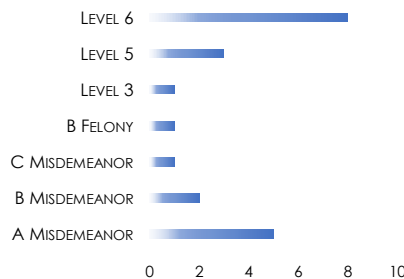


WR Exits

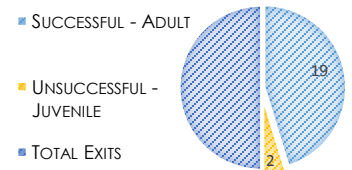


**Home Detention** had **21** adult & **2** juvenile intakes, with **21** exits this quarter. **78%** of adults successfully completed the Home Detention program; both juveniles exited unsuccessfully. Felony level convictions decreased to **62%** (13) of HD intakes this quarter.

ADULT HD INTAKES BY OFFENSE



HOME DETENTION EXITS



<b>Community Service</b> 4153 hrs @ \$7.25 <b>\$ 30,109.26</b>	+	<b>Child Support Collected</b> <b>\$ 18,200.74</b>	+	<b>WCCC Fees Collected</b> <b>\$ 225,519.67</b>	=	<b>Q3 TOTAL Financial Impact</b> <b>\$ 287,004.17</b>
<b>Fines / Costs / Fees Collected</b> <b>\$ 4,946.50</b>	+	<b>Restitution Collected</b> <b>\$ 2,690.26</b>	+		=	<b>YTD TOTAL Financial Impact</b> <b>\$ 1,104,508.90</b>