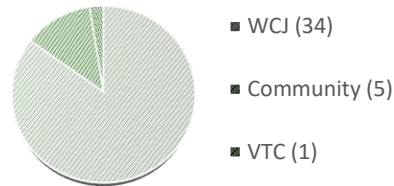


WHITLEY COUNTY COMMUNITY CORRECTIONS - Q2 2021

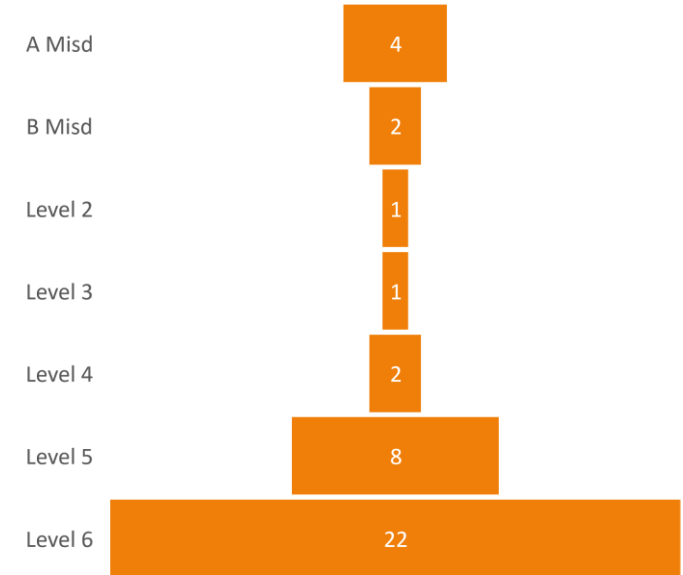
WORK RELEASE

Ave Daily Population	Apr	May	June
Felony	47.63	52.23	52.40
Misdemeanor	4.70	5.55	4.17
Pre-Trial	0.00	0.00	0.00
Felony	1.00	1.42	2.87
Misdemeanor	0.00	0.42	0.80
Adults Total	53.33	59.62	60.24

WR TOTAL INTAKES



WR INTAKES BY OFFENSE



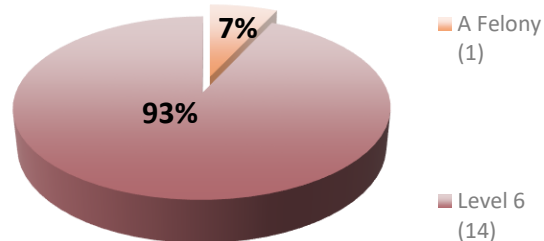
Q2 increased an additional five (5) intakes over Q1 for a total of 40 intakes.

There were 37 total releases this quarter with 25 (68%) being successful completions. Eight (8) were terminations from the program; this included four (4) terminations for behavior, one (1) for loss of employment, two (2) for substance use, and one (1) for a new warrant. Additionally, two (2) participants self-terminated from the program.

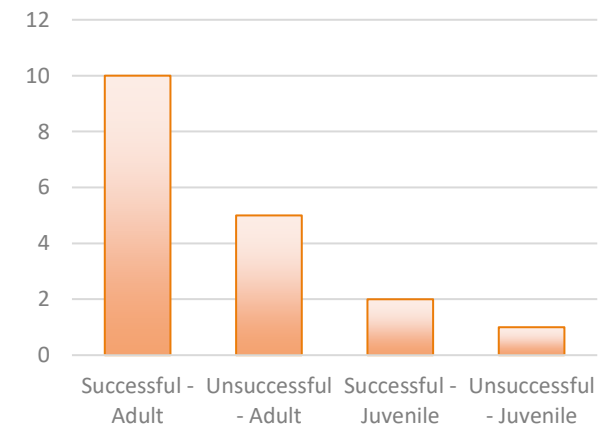
HOME DETENTION

Ave Daily Population	Apr	May	June
Adults Total	28.50	26.81	23.47
Felony	26.37	25.58	22.17
Misdemeanor	2.13	1.23	1.30
Juvenile	2.00	1.22	0.67
Felony	1.13	0.61	0.67
Misdemeanor	0.87	0.61	0.00
TOTAL	31.50	28.42	24.81

HD Intakes by Offense



HD Exits

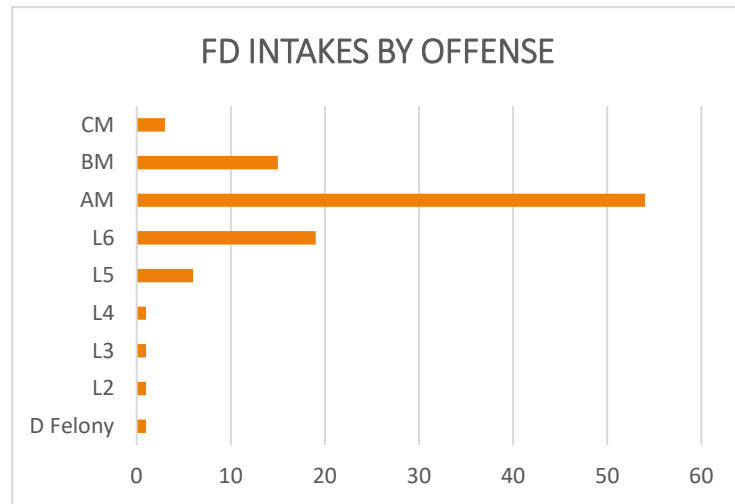


FORENSIC DIVERSION

FD received 101 **new referrals** this quarter, a 7% increase from Q1.

51% of new referrals fall into the individual poverty level (down 8% from Q1) with

26% reporting unemployed (down 1% from Q1).



FD EXIT STATUS

- Successfully completed (78)
- Suc Completed owing fees (13)
- Terminated / revoked (16)



MRT / DV-MRT

REFERRALS:

>>> MRT referrals doubled with quarter with a total of 10 new referrals:

>>>> 7 from Work Release

>>>> 2 from Probation

>>>> 1 from WSCADP

>>> DV-MRT received 6 new referrals

>>>> 2 from Court, 3 from Probation and 1 from VTC.

COMPLETIONS

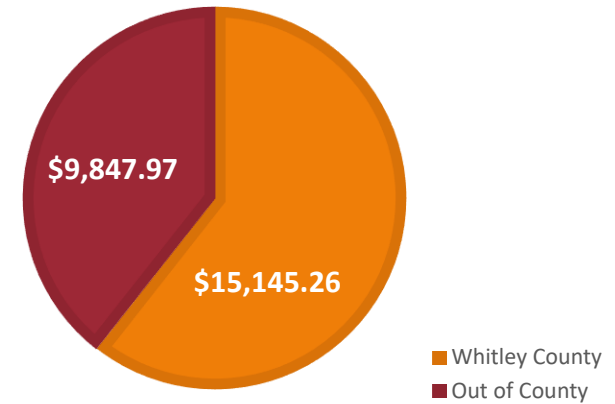
>>> Two (2) individuals successfully completed MRT classes (Work Release & Probation referrals)

>>> One (1) Home Detention participant was terminated from MRT this quarter.

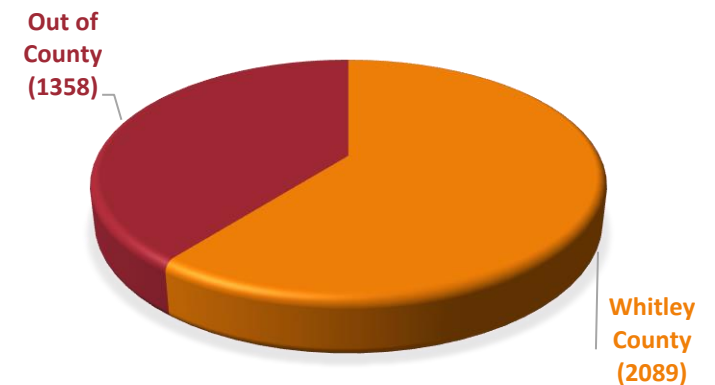
>>> One (1) individual successfully completed DVMRT (Probation referral).

COMMUNITY SERVICE

CS DOLLARS



CS HOURS

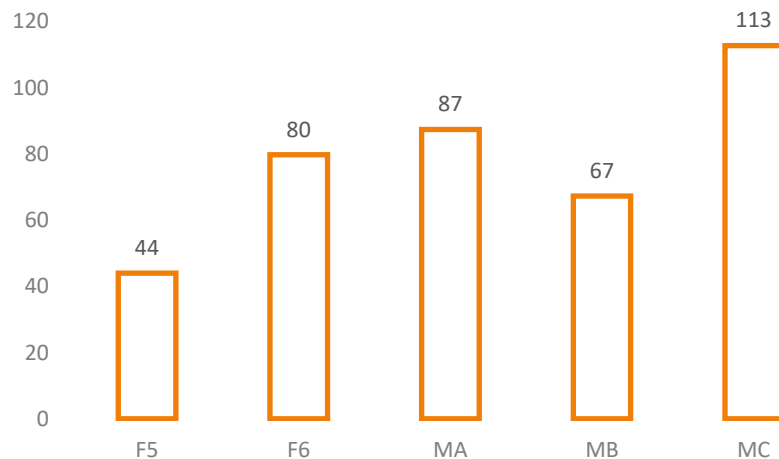


VETERAN'S TREATMENT COURT

	April	May	June
Total Participants			
ADP	11.10	11.94	11.83
Felony	11.10	11.94	11.83
Misdemeanor	0.00	0.00	0.00
Transfer VTC Out	2.00	2.00	2.00
Screens	0	0	0
Eligible	0	0	0
Courtesy Transfer	3	3	3

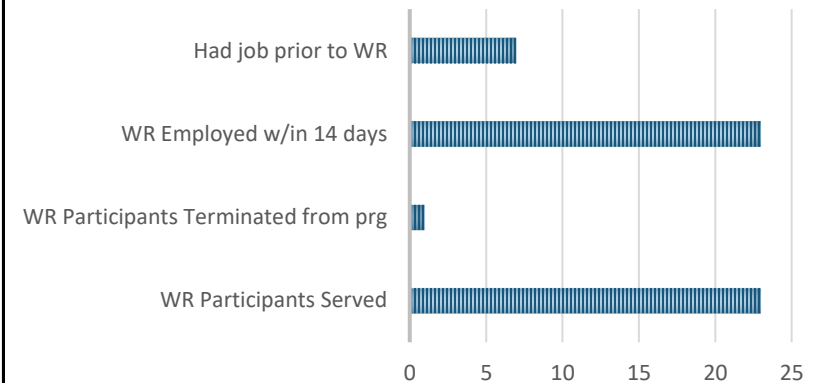
PRETRIAL SERVICES

Average Days on Supervision



EMPLOYMENT SERVICES

As employers continue to struggle finding reliable workers, the employment program continues to have a 100% placement rate within 7 days of entrance to Work Release this quarter.

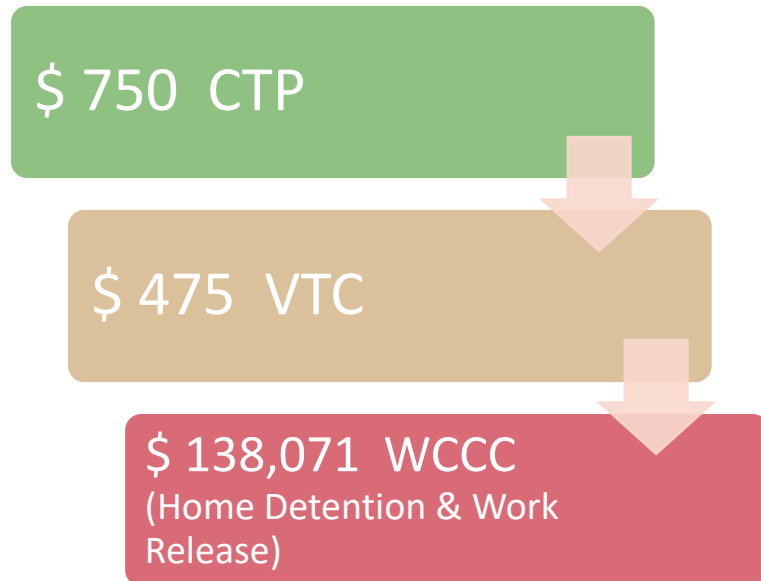


The **Safety Rate** for Q2 (percentage of defendants who complete supervision with no new offenses) is 84.31%

Completion by Risk

	High	Moderate	Low	Total
Completed	6	15	15	36
Completed w/ New Offense		1		1
Completed w/ Technical Viol	2			2
Other Closure		1	2	3
Terminated d/t FTA		1		1
Terminated d/t new Felony	1	1	1	3
Terminated d/t new Misd	1	3		4
Terminated d/t Technical Viol			1	1
Grand Totals	10	22	19	51

FINANCIAL IMPACT - LEVEL OF SUPERVISION



FINANCIAL IMPACT - PROGRAMS

